

Managing Organics at the Local Level

Smart Management for Small
Communities Conference

Jean Bonhotal, Gary Feinland
April 28, 2010



Beyond Waste and Organics Management

- Increased emphasis on Organics:
- Promote and demonstrate organics recycling systems by state agencies
- Review Local Plans
- Organize workshops/meetings/webinars
- Create additional outreach materials



Beyond Waste and Organics Management

- Issue a technical guidance document to assist local governments in planning for and implementing organics recycling and other sustainable materials management programs;



Beyond Waste and Organics Management

- Develop written guidance on organic waste prevention for various sectors
- Encourage food donation
- Continue to provide technical and regulatory assistance



Beyond Waste and Organics Management

- Develop guidance for diversion of food scraps to feed animals
- Identify farms and local sources of food residuals and facilitate relationships;



Jean



Advantages of Home Composting

- It's waste reduction
- Can't get more local than that!
- Avoids cost of collection



Types of Bins On the Ground

- Accessible to worms
- Large lid is helpful for loading/turning
- Need access to finished compost.



Laws and Regulations

- Exempt from State Regulations
- Some municipalities have local laws



Rotating Drums

- Turn once/day
- Speeds up Process
- Most are batch systems



Subsidized Bin Sales Program

- Massachusetts program:
- 92 percent were in use one year later
- Average of 27 percent less garbage
- 88% in use after 3 years (Portland OR)
- Conserve's landfill space



- Many companies offer programs for municipalities and non-profits interested in having bin sales or distributing bins to residents
- CWMI is developing a list

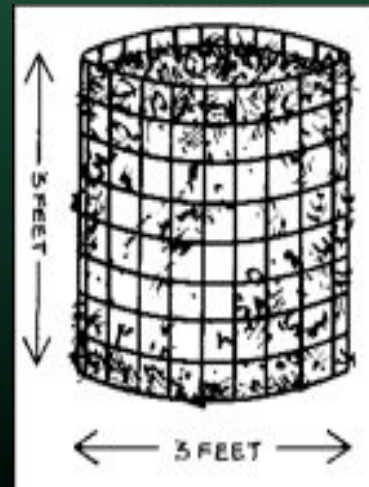
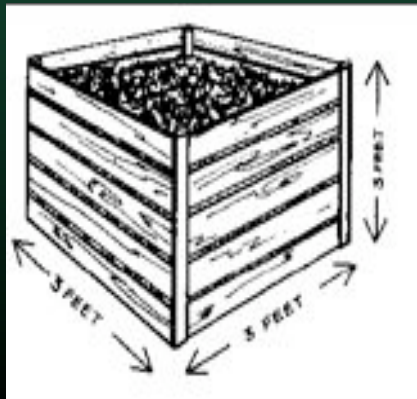
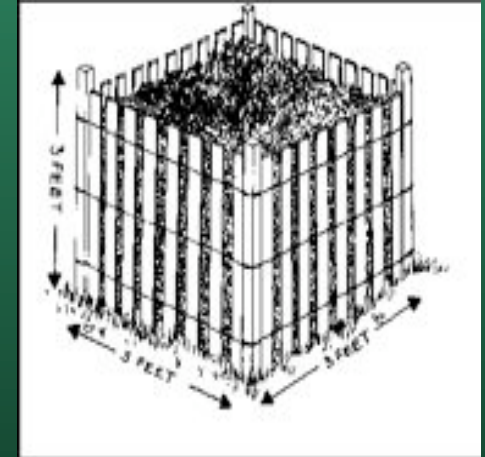
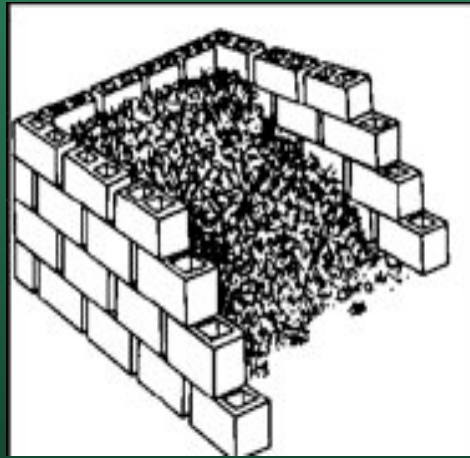


Make your Own Bins

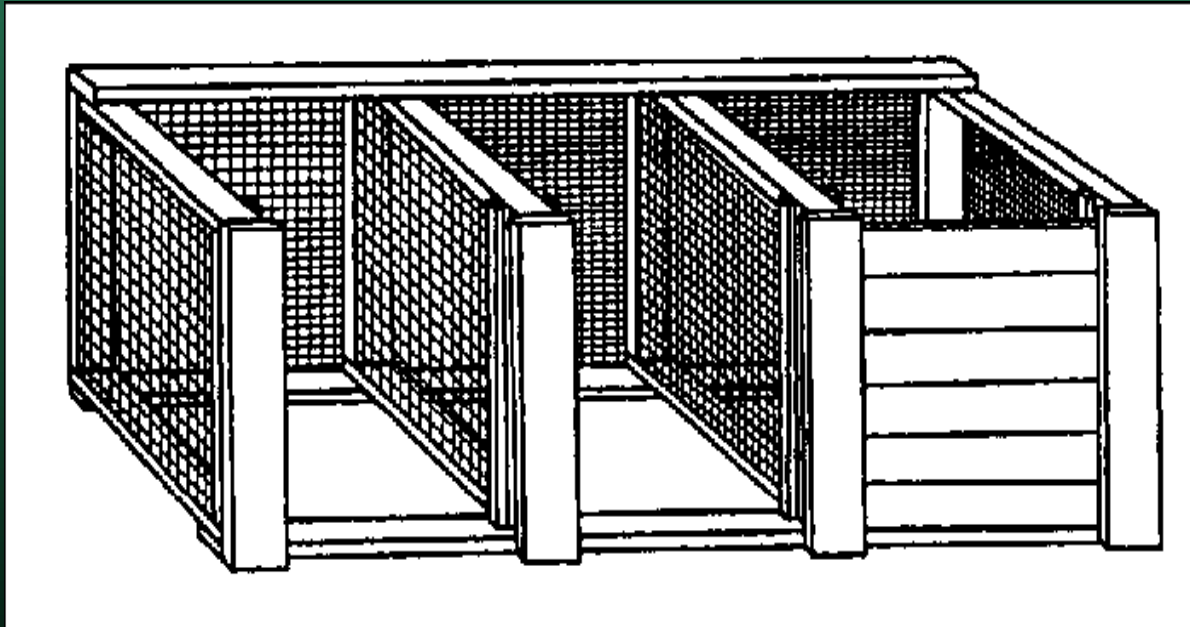
- Less Expensive
- Many Designs Available
- Flexible



Make Your Own Bins

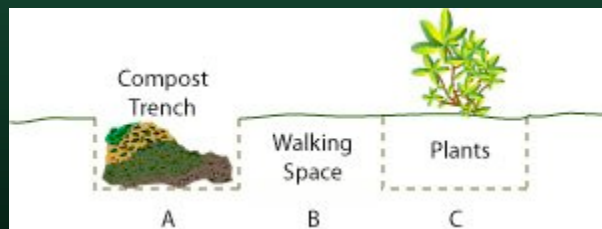


Make Your Own Bins



Burial

- Dig a 1 foot trench
- Add Food Scraps
- Cover with 8 inches of soil



Where to Compost?

- Well drained site
- Sun/shade
- Near a water source



Grass Clippings

- Can compost but best to leave on lawn
- Adds nutrients, moisture



Hot versus Cold Compost

Hot

- Turn Pile every 2 weeks or more
- Monitor Temperature
- Kills weed seeds
- Produces compost faster



Cold

- Turn once/season
- Produces compost once per season



Trouble Shooting Odors

Cause

Solution

- Too many greens
- Not enough air
- Too much water
- Add more browns and turn the pile
- Turn the pile
- Add dry browns and turn the pile



Trouble Shooting

Doesn't seem to be working

Cause

Solution

- | | |
|--|--|
| <ul style="list-style-type: none">• Pile is cold | <ul style="list-style-type: none">• Increase pile size• Add insulation
(next slide) |
| <ul style="list-style-type: none">• Too wet/not enough air | <ul style="list-style-type: none">• Turn the pile |
| <ul style="list-style-type: none">• C:N Ratio is way off | <ul style="list-style-type: none">• Add greens/browns |



How to keep composting throughout the winter



How to keep composting through the winter



How to keep composting through the winter

- Build a large pile
- Dry leaves on top
- Bury food scraps under leaves
- Add insulation around bin




Pet Waste!!!

- Don't mix pet waste with your yard trimmings and food scraps.
- Due to potential pet pathogens, use a separate system.



Vermicomposting



Red Wiggler Earth Worms...

- Eat $\frac{1}{2}$ their weight each day
- Eat food before it starts to smell
- Aerate the bin
- Can live inside your home



Vermicomposting



Yikes!

The Charles Mingus CAT-alog



for Toilet Training Your Cat



Pet Waste



Contacts

Gary Feinland

518-402-8705

gafeinla@gw.dec.state.ny.us

<http://www.dec.ny.gov/chemical/294.html>

**[http://www.dec.ny.gov/docs/
materials_minerals_pdf/compost.pdf](http://www.dec.ny.gov/docs/materials_minerals_pdf/compost.pdf)**

